

Design and Fabrication of Multi Fiber Extraction Machine

Fitsum Etefa Ahmed¹ | Mekasha Tilahun² | Firew Gemeso³

^{1,2,3} Ethiopian Institute of Textile and Fashion Technology (EiTEX), Bahir Dar University, Bahir Dar, Ethiopia

To Cite this Article

Fitsum Etefa Ahmed, Mekasha Tilahun and Firew Gemeso, "Design and Fabrication of Multi Fiber Extraction Machine", *International Journal for Modern Trends in Science and Technology*, Vol. 05, Issue 06, June 2019, pp.-15-18.

Article Info

Received on 09-May-2019, Revised on 25-May-2019, Accepted on 08-June-2019.

ABSTRACT

The interest of using natural plant fiber is increasing. Nowadays Natural fibers are preferable than synthetic fiber for their appropriate stiffness, mechanical properties and high disposability. There are two ways of plant stem fiber extraction adopted. These are stripping and decortications by a decorticator. Manual extraction of fibers by stripping method is tedious, time consuming and cannot be recommended for industrial application. A decorticator is a machine used for extraction of fiber from the skin, bark, or rind off nuts, wood, plant stalks etc. It is a semi-automatic machine used in the production of natural plant stem fiber extraction but it is expensive and not available in Ethiopia.

The country had an agricultural lead economy, producing a variety of cereals, fruits, vegetables and cash crops. The Authors designed and fabricated plant stem fiber extraction machine. The machine has a horizontal drum whereby a drum has two different surfaces. On the first half drum surface, small nails are closely welded in order used to extract fiber from plant stem which have a flat surface like, banana plant, sisal plant etc. The second half drum surface is grooved used to extract fiber from plant stem which have a circular shape like papyrus plant. The fiber extraction could be performed simply by feeding a cleaned part of the stem through feeding unit of machine. In the country there is no electromechanical plant fiber extraction machine. Some plant fiber extractor's uses manual extraction of plant fiber. Fabricated plant stem fiber extraction machine have a higher production than manual extraction. The Authors fabricated the machine for the first time in the country and some modification may be required in the future.

KEYWORDS: Fiber; Fiber Extraction, Decorticating; Stripping

Copyright © 2019 International Journal for Modern Trends in Science and Technology
All rights reserved.

I. INTRODUCTION

The interest in using natural fibers has increased significantly in the last few years. The abundance in nature combined with the ease of its processing was an attractive feature, which makes it an important substitute for synthetic fibers which were potentially toxic. Natural plant stem fibers

possess many characteristics which make their use advantageous: low cost, low density, biological degradability, renewability, good mechanical properties and non-toxic. Now a day, Natural fibers are preferable for their appropriate stiffness, mechanical properties and high disposability [1-5].

There are two ways of fiber extraction adopted. These are stripping and decortications by a decorticator. Stripping is a manual extraction of

plant fiber. Plant stem sections were cut from the main stem of the plant and then rolled lightly to remove manually by means of comb, and then the fibers were cleaned and dried. Manual extraction of fibers was tedious, time consuming and cannot be recommended for industrial application. A decorticator is a machine used for extraction of fiber from the skin, bark, or rind of nuts, wood, plant stalks etc. It can be used in the fiber extraction of banana stem, pineapple leaf, sisal, papyrus and so on. It is a semi-automatic machine used in the production of natural plant stem fiber extraction but it is expensive and not available in Ethiopia [6-12].

Ethiopia had an agricultural lead economy, producing a variety of cereals, fruits, vegetables and cash crops. Besides the main agricultural products, different parts of the plants and fruits of many crops may be viable sources of raw material for industrial utilization [13-16]. In the country shortage of raw materials was a notable hindrance limiting the industrial growth. Besides the main agricultural products, different parts of the plants and fruits of many crops may be viable sources of raw material for industrial utilization, but only part of this material was exploited profitably because of lack of knowledge of the technology for its economic use and so much was returned to nature unused. In country textile industries there is shortage of raw materials especially the amount of cotton harvested cannot meet the great demand by Ethiopian Textile industry. In the country there is high amount of plant stem which have a fiber were dumped as waste, farmers often face the problem of disposal stems and these huge stocks were getting accumulated [17-21]. The present work aims at fabricating multi fiber extraction with less manufacturing cost with high production.

II. METHODOLOGY

Materials

Hollow Structural Sections of circular (CHS) pipe, Motor, Rectangular (RHS), Tubular steel, Sheet Metal, Bearing, pulley, Belt, Nails, Socket, C-channel iron, Shaft Angular iron etc., were used in fabrication work.

Methods

The main aim of this project is designing and fabricating multi fiber extraction machine. In the market there are different single fiber type extracting machines but this machine used to extract different types of fiber.

Design of multi fiber extraction machine parts

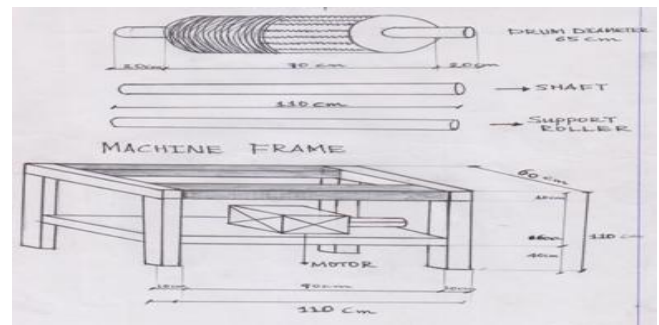


Fig 1. Plant Stem Fiber Extraction Machine design parts

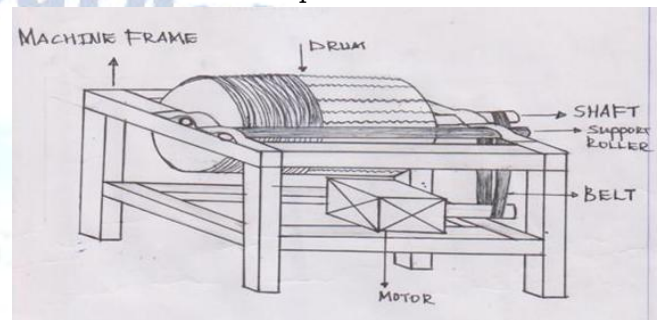


Fig 2. Plant Stem Fiber Extraction Machine design

Fiber extraction drum

Different types of fiber extraction process are followed in different areas of world. Based on the type of plant stem fiber arrangement in plant stem, the Authors fabricated extraction drum unit which used for the extraction of fiber from different plant stem. The extraction drum has 75cm length 75cm and 65cm circumference. As indicated in Figure 1, the drum has two different surfaces. On the half length of drum surface, small nails are welded closely based on fiber arrangement of plant stem and the half length has grooved drum surface. Nail welded drum surface have a length of 35cm and the nails are welded on the drum by having 1.2cm gap between nails at 90 degree to the drum length. Nail welded drum surface used to extract fiber from plant stem which have a flat surface like, banana plant, sisal plant etc. Grooved drum surface have a length of 35cm and the grooved have a gap of 0.25 inch each other and each groove have a depth of 0.35 inch grooved drum surface used to extract fiber from plant stem which have a circular shape like papyrus plant.




Fig 3. Fiber extraction drum

Fiber Extraction Machine frame



Fig 4. Fiber Extraction Machine frame

As indicated in Figure 4, the machine frame is made 60mmx60mmx2mm Rectangular tubular iron steel used to carry out machine parts. To machine frame has a dimension 110cm height, 90cm Length and 60cm width.

Machine Motor

An electric motor is an electrical machine that converts electrical energy. As indicated in Figure 5, the Authors used 2HP electrical motor with 900 rpm. The machine motor is connected with main shaft by using two v-belts.



Fig 5. Machine Motor

Plant stem feeding and machine protecting unit

As indicated in Figure 5, the machine has two fixed plant stem feeding roller. The Authors used 0.75mm thickness sheet metal, which used to cover drum. Sheet metal is used to protect machine operators from danger. Because when the drum starts running it may cause danger to operators.



Fig 6. Fiber Stem Feeding Part

III. RESULT AND DISCUSSION

Description of plant stem fiber extraction machine

Plant stem fiber decorticating machine used to extract fiber from different plant stem. Various plant stem fiber can pass through two feed rollers, which used to feed plant stem to drum. The drum has two different surfaces for use different fiber extraction. The drum has a shaft holding

extraction drum and at two edge of the shaft. there are two bearing with their bearing house. At one edge of shaft there are two fixed pulleys. The motor under the drum has two pulleys. The shaft pulleys and motor pulleys are connected by two V-belts. When the motor starts rotation, the belt will drive the shaft. The drum which fixed on the shaft starts rotation and drum can start extraction of fiber from plant stem. The machine has a socket used to connect with a power source. The drum is covered with a sheet metal in order to protect the operator from danger.



Fig: 7 Fiber extraction machine

As indicated in Figure 7, fabricated plant stem fiber extraction machine used to extract different plant stems, like banana plant, sisal plant, papyrus plant and etc.

Table 1: Machine specification

| S/N | Specification | Description |
|-----|-------------------------|---|
| 1 | Type of machine | Multi plant stem fiber extraction machine |
| 2 | Uses | Extract fiber from plant stem |
| 3 | Working condition | Electrically |
| 4 | Number of operator | 1 person/machine |
| 5 | Material input | Plant stem |
| 7 | Material output | Plant stem fiber |
| 8 | Maintenance system used | Oiling and cleaning |
| 9 | Power | 2HP |
| 10 | Length of machine | 0.75mtr |
| 11 | Width of machine | 0.9mtr |
| 12 | Height of machine | 1.1mtr |
| 13 | Driving type | Motor |
| S/N | Specification | Description |

Table 1 shows multi fiber extraction machine description. The machine uses electric power and maintained easily by cleaning and oiling. The machine has 2HP motor. The cost to fabricate this machine is very cheap compared to Automatic Electrical fiber extraction machine in the market. To fabricate this machine, it costs only around 650\$ as compared to 3500\$ in case of an Automatic Electrical in the market.

IV. CONCLUSION

This project aims at facilitating innovative eco-friendly extraction, product development activities, and effective industrial utilization of fibrous wastes from plants stem. The project was set up to promote the creation of jobs, economic development and to create entrepreneur skill in students and will specialize in the production of extraction of fiber from different plant stem

REFERENCES

- [1] Mohanty, Amar K., Manjusri Misra, and Lawrence T. Drzal. Natural fibers, biopolymers, and biocomposites. CRC press, 2005.
- [2] Mishra, Supriya, et al. "A review on pineapple leaf fibers, sisal fibers and their biocomposites." *Macromolecular Materials and Engineering* 289.11 (2004): 955-974.
- [3] Pickering, Kim L., MG Aruan Efendy, and Tan Minh Le. "A review of recent developments in natural fibre composites and their mechanical performance." *Composites Part A: Applied Science and Manufacturing* 83 (2016): 98-112.
- [4] Thakur, Vijay Kumar, Manju Kumari Thakur, and Raju Kumar Gupta. "Raw natural fiber-based polymer composites." *International Journal of Polymer Analysis and Characterization* 19.3 (2014): 256-271.
- [5] Dunne, R., et al. "A review of natural fibres, their sustainability and automotive applications." *Journal of Reinforced Plastics and Composites* 35.13 (2016): 1041-1050.
- [6] Leduc, Philip J., et al. "Apparatus for decorticating plant material." U.S. Patent No. 5,906,030. 25 May 1999.
- [7] Prashant, Y., C. Gopinath, and Vignesh Ravichandran. "Design and development of coconut fiber extraction machine." *SAS Tech Journal* 13.1 (2014).
- [8] Naik, Kishan, R. P. Swamy, and Premkumar Naik. "Design and Fabrication of Areca Fiber Extraction Machine." *International Journal of Emerging Technology and Advanced Engineering. IJETAE* 4.7 (2014).
- [9] Baker, M. L., et al. "Fiber Yield and Energy Requirement of Hemp Decortication Using a Hammermill." *Applied engineering in agriculture* 29.4 (2013): 453-460.
- [10] Amel, B. Ahmed, et al. "Effect of fiber extraction methods on some properties of kenaf bast fiber." *Industrial crops and products* 46 (2013): 117-123.
- [11] Jarman, C. G. "Banana fiber: a review of its properties and small-scale extraction and processing." *Tropical Science* 19.4 (1977): 173-185.
- [12] Das, P. K., et al. "Machinery for extraction and traditional spinning of plant fibres." (2010).
- [13] Ramesh, M., K. Palanikumar, and K. Hemachandra Reddy. "Mechanical property evaluation of sisal-jute-glass fiber reinforced polyester composites." *Composites Part B: Engineering* 48 (2013): 1-9.
- [14] Huffnagel, HgP. "Agriculture in Ethiopia." *Agriculture in Ethiopia*. (1961).
- [15] ALEMAYEHU SEYOUM TAFFES, Paul Dorosh, and Sinafikeh Asrat Gemessa. "Crop production in Ethiopia: Regional patterns and trends." *Food and agriculture in Ethiopia: Progress and policy challenges* 74 (3): 53.
- [16] Merima, Abudullahi, and Gezahegn Ayele. "Agri-Chain Analysis of Cotton Sub-Sector in Ethiopia." (2008).
- [17] Gebre-ab, Neway. "Commercialization of smallholder agriculture in Ethiopia." *Note and Papers Series 3* (2006).
- [18] Kelbesa, Teshome. A study on the Examination of performance of Ethiopian textile Industry A Research Project Prepared for fulfillment of Masters of Business Administration. Diss. St. Mary's University, 2014.
- [19] FAS/Addis Ababa. Ethiopia's Cotton Production down - Imports Likely Up. ET1801, 2018.
- [20] Beckert, Sven. *Empire of cotton: A global history*. Vintage, 2015.
- [21] Silk, Eri. "Production in Ethiopia."
- [22] Tilahun, Abiy, et al. "An Overview of Silk Production and Marketing in Ethiopia." *Livestock Research* (2013): 211.
- [23] Bennett, Mark, A. Salm, and D. Greenberg. "Southern Africa's cotton, textile and apparel sector: A value chain analysis." *AECOM International Development* (2011).
- [24] Tegegne, Dr, Abayneh Feyso, and Dr Ketema. *Cotton (Gossypium Spp.) Value Chain Analysis: The Case of Arbaminch Zuria District, Gamo Gofa Zone, Ethiopia*. Haramaya University, 2017.